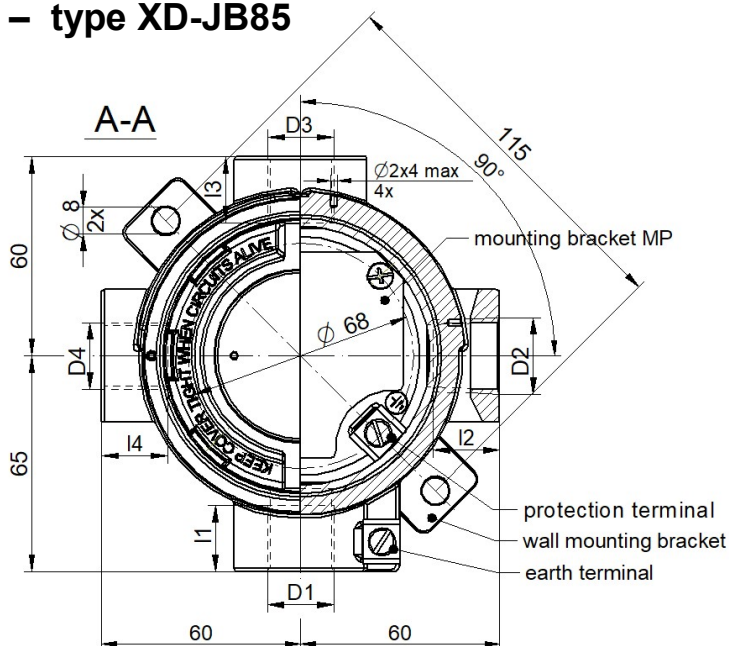
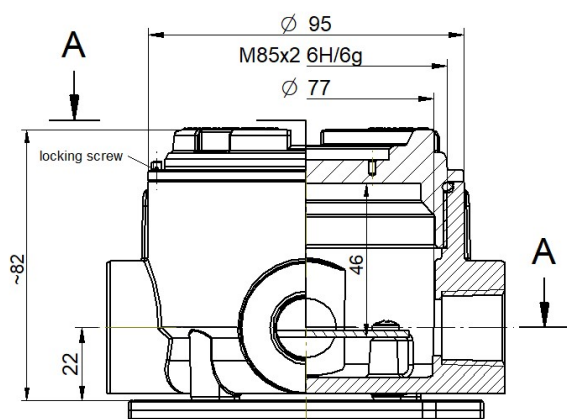
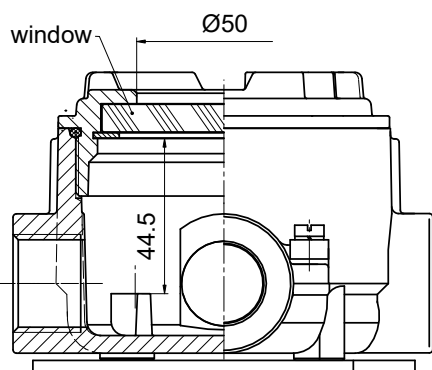


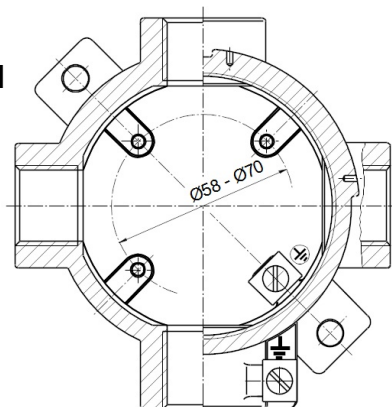
UNIVERSAL BOX – type XD-JB85



XD-JB85win



XD-JB85I



FOR ALL VERSIONS of XD-JB85

Material of box: aluminium pressure die-casting, max.0.5% Mg

Ambient temperature: $T_{amb} = -40 \div 100^{\circ}\text{C}$ (85°C with window) – oil-proof TPE rubber

$T_{amb} = -40 \div 150^{\circ}\text{C}$ (85°C with window) – silicone rubber

$T_{amb} = -20 \div 200^{\circ}\text{C}$ (85°C with window) – FKM rubber

Coating: yellow chromating and chemically resistant paint (outside only)

Thread D_4	l_4 [mm]	Thread D_3	l_3 [mm]	Thread D_2	l_2 [mm]	Thread D_1	l_1 [mm]	Seal material	Coating	Mounting bracket
M20x1.5 M24x1.5 M25x1.5 M27x2	20	M20x1.5 M24x1.5 M25x1.5 M27x2	20	M20x1.5 M24x1.5 M25x1.5 M27x2	20	M20x1.5 M24x1.5 M25x1.5 M27x2	20	O S F	SE Cal SPU	MP
½ NPTmod ¾ NPTmod	16	½ NPTmod ¾ NPTmod	16	½ NPTmod ¾ NPTmod	16	½ NPTmod ¾ NPTmod	16			
PD CD		PD CD		PD CD		PD CD				

PROTECTION CONCEPT

Protection Method	Type of protection	ATEX 94/9/EC Marking	Permitted use	Approval Body	Certificate No.	Protection Principle
FM 3615	Explosionproof	Class I, Groups A, B, C, D Class II, Groups E, F, G Class III Enclosure type 4x Conduit seal is required within 18 inches	Division 1 Division 2	FM Approvals	3042541	Contain the explosion and quench the flame
CSA C22.2 No.30				CSA	2472857	

ORDERING

XD-JB85.. - . <div style="border: 1px solid black; padding: 2px; margin-top: 5px;"> Type of box </div> <div style="border: 1px solid black; padding: 2px; margin-top: 5px;"> Version of box = standard win = cover with window l = holes spacing 58 lwin = holes spacing 58 and cover with window </div> <div style="border: 1px solid black; padding: 2px; margin-top: 5px;"> Symbol of seals' / elements' material 3 = TPE rubber 4 = VMQ rubber – <u>standard</u> 5 = FKM rubber </div> <div style="border: 1px solid black; padding: 2px; margin-top: 5px;"> Symbol of thread D₄ - D₃ - D₂ - D₁ M2 = M20x1,5 M24 = M24x1,5 M25 = M25x1,5 M27 = M27x2 N2 = ½ NPTmod – modified ac. to OIT-17/03 N3 = ¾ NPTmod – modified ac. to OIT-17/03 PD = plugged CD = closed Notice: Type: "size of thread / PD" if thread is plugged ex. M2/PD, N3/PD, etc. Type: "CD" if opening is closed ex. XD-JB85-2-CD-CD-M2....., etc </div> <div style="border: 1px solid black; padding: 2px; margin-top: 5px;"> Symbol of paint type C – CREODUR; SE – SPRAY EPOXY; SPU – SPRAY POLYURETHANE (on SE layer) P – polyester powder enamel, E – epoxy powder enamel </div> <div style="border: 1px solid black; padding: 2px; margin-top: 5px;"> Symbol of paint colour sh = RAL 9006 shine – <u>standard</u>; yc = RAL 1007 yellow-chromic; ys = RAL 1003 yellow signalling; bs = RAL 5005 blue signalling; sb = RAL 5015 sky-blue; sg = RAL 7032 silicon-grey; gr = RAL 7035 grey; ag = RAL 9002 ashen grey-white; gs = RAL 9007 grey-silver; cw = RAL 9010 cream-white; al = alu natural colour (for C paint type only) </div> <div style="border: 1px solid black; padding: 2px; margin-top: 5px;"> Symbol of mounting plate type MP – mounting plate </div>	<div style="display: flex; align-items: center; justify-content: center; gap: 10px;"> <div style="border: 1px solid black; padding: 5px;">./.</div> <div>-</div> <div style="border: 1px solid black; padding: 5px;">./.</div> <div>-</div> <div style="border: 1px solid black; padding: 5px;">./.</div> <div>-</div> <div style="border: 1px solid black; padding: 5px;">./.</div> <div>-</div> <div style="border: 1px solid black; padding: 5px;">./..</div> <div>+</div> <div style="border: 1px solid black; padding: 5px;">.</div> </div>
--	--

STANDARD PRODUCT:

XD-JB85-4-D₄-D₃-D₂-D₁-SEsh

XD-JB85-5-N3-N3/PD-N3-N3-Cal+MP

XD-JB85-4-CD-CD-N2-N2-SPUsb****

PROTECTION AGAINST WATER AND DUST INGRESS (Enclosure type NEMA 4x)	
	D ₄ , D ₃ , D ₂ , D ₁
NO	1.Parallel and taper thread are manufactured in the standard accuracy class of manufacturing. 2.No gasket, no packing with any packing agent.
YES	Threads are additionally packed with use of – for example – LOCTITE 577 agent.
For more details see technical information	